

EASY  
TIPS  
&  
TRICKS

WE: SCHOLAR

TM  
S  
T  
E  
E  
E

SCORING

*is*

EASY



INFO MANUAL ON

DESTINATION  
INSIGHTS

APPLICATION  
PROCESS

COST FACTORS  
FOR GOING  
ABROAD

SCHOLARSHIP  
POSSIBILITIES

# Cracking IELTS is EASY

Guide to develop a study plan for 30-days.



## Listening tips

- a. Be attentive
- b. Avoid mistakes



## Writing tips

- a. Understand the question
- b. Give clear explanation



## Speaking tips

- a. Be confident
- b. Don't panic



## Reading tips

- a. Improve vocabulary
- b. Check spellings

STUDY ABROAD MENTORS WITH A DIFFERENCE



+91- 9113 661 099  
+91- 8123 710 899

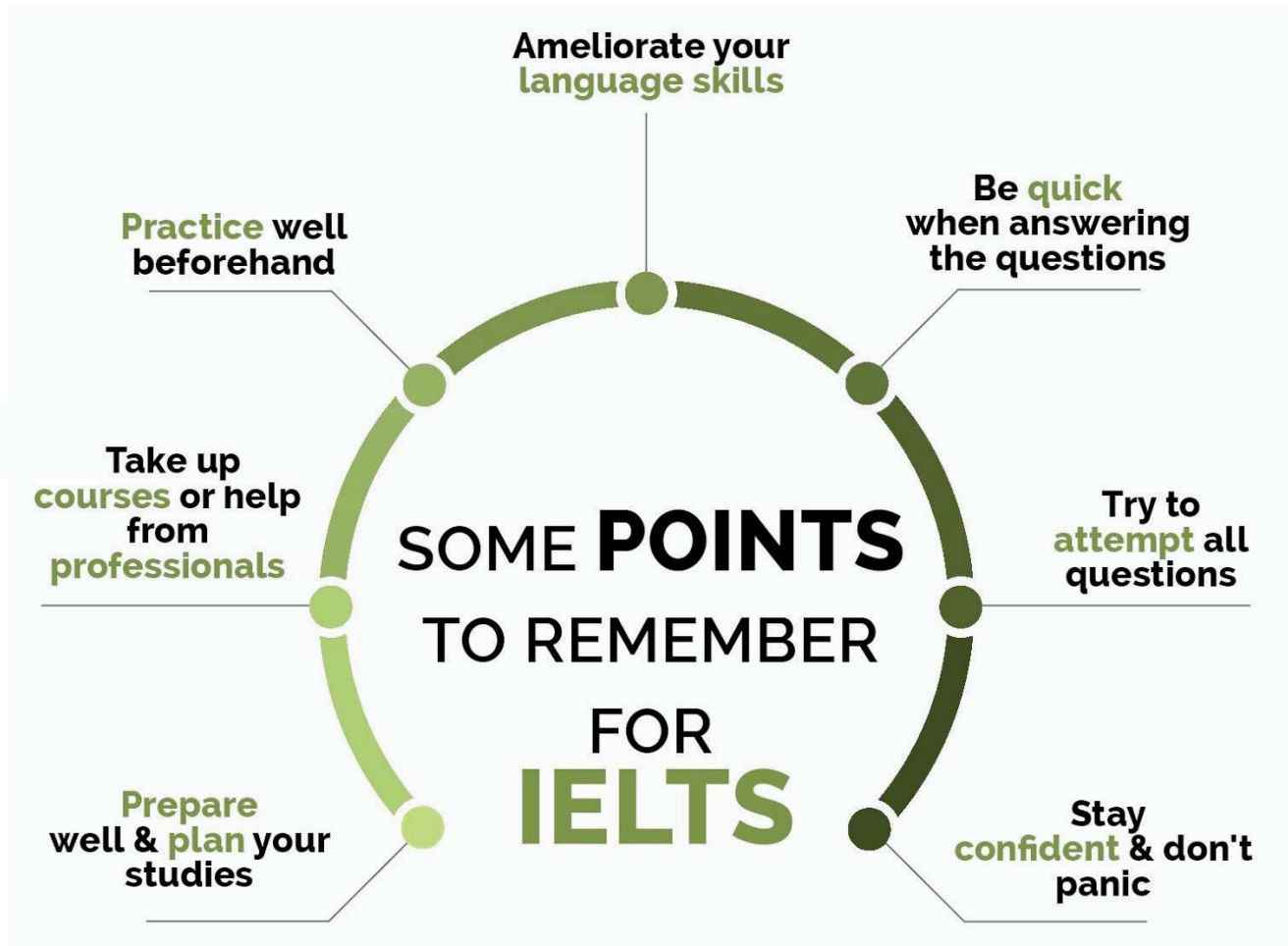
OVERSEAS  
EDUCATION  
GUIDANCE

WWW.WIZX.ORG



WiZdomEd.  
INTELLIGENT LEARNING!

# PLAN YOUR PREPERATION



## 01 DON'T LEARN LISTS

LEARNING A LONG LIST OF WORDS IS THE WORST WAY TO IMPROVE VOCABULARY BECAUSE YOU ARE LEARNING OUT OF CONTEXT

## 02 Read & Listen!

FIND BOOKS/SHOWS/RADIO WHICH INTEREST YOU

## 03 Download/ Buy a Dictionary

GET IN THE HABIT OF LOOKING UP WORDS YOU DON'T KNOW. USE OXFORD OR CAMBRIDGE DICTIONARY

## 05 Use memory tricks

YOU HAD BETTER REVIEW THE NEW WORDS AFTER 10 MINUTES- 1 DAY-4 DAYS-ONE WEEK-TWO WEEKS-ONE MONTH-TWO MONTHS

## 04 Buy a Notebook

TAKE NOTE OF NEW WORDS WITH MEANING, COLLOCATIONS, EXAMPLES, SYNONYMS & THE MISTAKES YOU MADE WHEN USING THESE WORDS

# IELTS 30-day Study Plan

If you have a decent level of English proficiency (Band 5.0 – 5.5), you just need to learn some proper techniques, and tips as well as apply them in practice tests daily to get the score you need (Band 6.5 – 7.5).

IELTS requires four skills: Reading, Listening, Writing, and Speaking.

If you are weak in any particular skill, you should focus more on it.

For example, if your IELTS Reading score is 5.0 while other skills are over 5.5 or 6.0, you should try to improve your reading skills by using this excellent book by Sam McCarter: Improve your IELTS Reading Skills (this famous IELTS author published an “Improve your IELTS skills” series – Improve your IELTS Writing Skills and Improve your IELTS Listening and Speaking Skills, you can check out these great books).

Each day, you should learn at least 10 English Collocations and New Words for the top 9 common topics in IELTS (crime, education, health, media, work, energy and environment, traffic, people, home).

Develop the habit of reading newspapers, watching English news, and start writing some simple articles on the topics you like most.

## How to Prepare in one month

Three main ways, you can practice:

Set aside at least 2-4 hours/day, 30-60 minutes for each section every day.

Focus on hard areas. Allot more time for practicing them.

The best is to find out where you make mistakes and overcome them.

Writing versus Reading skills:

You do not have to focus much on reading skills. Read the passage and comprehend it well. Devote more time to writing. Take a few topics from previous test papers and try to put down your thoughts in writing.

Learn Grammar:

You need to practice grammar but do not get stuck if you come across any difficult structure or word. If you know how to frame a sentence then it is easy to score well in IELTS.

Improve Listening and Speaking skills:

You can improve your listening and speaking skills by watching English news programs and movies or web series.

Practice, Practice, Practice:

Practicing makes one perfect. Every time you practice, you are developing yourself into a better self than before

# learn Vocabulary effectively

- Jot down a new word in a notebook.
- Write the words and definitions on sticky notes (you should write the new word on the front side and its definition on the backside so that you can quickly turn the note back when you forget its meaning).
- Speak new words repeatedly. You can use the online dictionary to learn how to pronounce them.
- Create associations (in pictures or with other words).
- Have somebody to test you on the new vocabulary. At WiZdom there are a lot of friendly professionals and fellow students who are always ready to help.
- Utilize the vocabulary learnt to practice speaking and writing.

## Plan your study - Listening

The listening section is divided into four parts and has 40 questions. Generally, it starts with the part where two people are conversing till the group discussion. The accent and speed of the speakers you are listening to vary from part to part and you would have to be mindful of the time to question.

Tips for preparing for the Listening Section:

- One-on-One Interaction
- Speech
- Monologue
- Group Discussion

## Plan your study - Reading

Generally, candidates have to read long articles which are followed by a set of questions like completing the sentence, summary writing, short – answers, multiple choice, and matching information.

Reading Section is different for IELTS Academic and General Tests. Since the candidates need to sit for the Academic test for the purpose of admission, the content of the test is generally harder and tougher in terms of topic and language.

Tips for preparing for Reading Section:

- Read as much as possible
- Make notes
- Repeat the exercise
- Practice Comprehension

# Plan your study - Writing

Here are the tips for preparing for the IELTS writing test:

- Read as many sample essays as you can, and gather all information about the structure of essays.
- Practice essays on a diverse range of topics. Practice as much as you can.
- Grammar practice; This is the key to the success of your writing skills.
- It is advisable to start with Task 2 first as it is worth more marks and is typically easier.
- Refrain from using informal language as much as you can.
- underline important words in the task to concentrate on what to do when you start answering. It works as a reminder.
- Stick to the topic and avoid writing unnecessary responses and statements.

# Plan your study - Speaking

In the first part, the examiner asks some general questions about your personal interests, academic background, family, etc.

- Remember to add value to replies
- You must be responsive

In the second part, you are given a topic and asked to speak uninterrupted on the topic for at least two to three minutes. The examiner tests both the speaking skills and knowledge of the examinee.



- Think before Speaking

Knowledge is the key here

The third part is the most important one, as the examiner asks questions about the topic from the second part. He/she can put forward some arguments that you have used in the second part or he/she might ask to explain a specific point of view that you had previously shared.

- Arguments to be remembered
- No room for confusion

**THINGS TO CONSIDER WHEN CHOOSING YOUR STUDY ABROAD DESTINATION**

1	COURSE AVAILABILITY	
2	FINANCES	
3	FAMILY	
4	WEATHER	
5	POLITICAL & SOCIAL ENVIRONMENT	
6	SAFETY	
7	LANGUAGE OF INSTRUCTION	

## Points to remember

- **Listening:** Start practicing listening to a variety of audio in different accents such as American, British, Canadian, and Australian. Train your mind to capture the main points while listening to the audio to get the gist of what you've heard – and answer the questions.
- **Writing:** Practice writing fast without any grammatical or spelling mistakes. Focus on your vocabulary building by reading books, newspapers, and such write-ups. In the IELTS exam, start with the essay first and then the section comprising the description of a given figure or graph.
- **Reading:** Reading speed matters a lot. Spend a considerable amount of your time reading and enhancing your vocabulary. This will also help you learn the art to skim through a write-up and identify answers quickly.
- **Speaking:** Prepare impressive answers. Get over your nervousness or shyness, if you have any – and answer all your answers confidently. Develop a habit of incorporating words such as “well”, “actually”, and “honestly”, instead of “umm” or “err” when you need to pause in between.

## Face your fear head-on

- This point is being repeated so that you know the importance: Dedicate 2-4 hours to your IELTS preparation daily depending upon how much preparation you need.
- Divide your time and give enough time to each section. For example, if you spend 2 hours studying then dedicate 30 minutes to each section.
- After you gain enough confidence, take practice tests to evaluate yourself.
- Depending upon how much you score in your practice tests, spend more time preparing for the sections where you lack.
- Follow your IELTS study plan religiously and you are bound to get a good score.

### Source:

<https://britishielts.in/blog/expert-tips-to-crack-ielts-exam-2018/>

<https://www.testpreptraining.com/blog/how-to-crack-ielts-exam/>

<https://aliscience.in/what-is-ielts-how-to-prepare-for-the-ielts-exam/>

<https://ieltsmaterial.com/how-to-get-a-high-score-in-ielts-in-one-month/>

<https://www.linkedin.com/pulse/5-tips-crack-ielts-first-attempt-nationwide-immigration-services>

# How is IELTS evaluated?

Band score	Skill level	Description
<b>Band 9</b>	Expert user	You have a full operational command of the language. Your use of English is appropriate, accurate and fluent, and you show complete understanding.
<b>Band 8</b>	Very good user	You have a fully operational command of the language with only occasional unsystematic inaccuracies and inappropriate usage. You may misunderstand some things in unfamiliar situations. You handle complex detailed argumentation well.
<b>Band 7</b>	Good user	You have an operational command of the language, though with occasional inaccuracies, inappropriate usage and misunderstandings in some situations. Generally you handle complex language well and understand detailed reasoning.
<b>Band 6</b>	Competent user	Generally you have an effective command of the language despite some inaccuracies, inappropriate usage and misunderstandings. You can use and understand fairly complex language, particularly in familiar situations.
<b>Band 5</b>	Modest user	You have a partial command of the language, and cope with overall meaning in most situations, although you are likely to make many mistakes. You should be able to handle basic communication in your own field.
<b>Band 4</b>	Limited user	Your basic competence is limited to familiar situations. You frequently show problems in understanding and expression. You are not able to use complex language.

# How is IELTS evaluated?

## Listening

IELTS Academic Correct Answers	IELTS Score*
39 - 40	9
37 - 38	8.5
35 - 36	8
33 - 34	7.5
30 - 32	7
27 - 29	6.5
23 - 26	6
19 - 22	5.5
15 - 18	5
13 - 14	4.5
10 - 12	4
8 - 9	3.5
6 - 7	3
4 - 5	2.5

IELTS General Correct Answers	IELTS Score*
40	9
39	8.5
37 - 38	8
36	7.5
34 - 35	7
32 - 33	6.5
30 - 31	6
27 - 29	5.5
23 - 26	5
19 - 22	4.5
15 - 18	4
12 - 14	3.5
9 - 11	3
6 - 8	2.5

## Reading

IELTS Academic Correct Answers	IELTS Score*
39 - 40	9
37 - 38	8.5
35 - 36	8
33 - 34	7.5
30 - 32	7
27 - 29	6.5
23 - 26	6
19 - 22	5.5
15 - 18	5
13 - 14	4.5
10 - 12	4
8 - 9	3.5
6 - 7	3
4 - 5	2.5

IELTS General Correct Answers	IELTS Score*
40	9
39	8.5
37 - 38	8
36	7.5
34 - 35	7
32 - 33	6.5
30 - 31	6
27 - 29	5.5
23 - 26	5
19 - 22	4.5
15 - 18	4
12 - 14	3.5
9 - 11	3
6 - 8	2.5

## Writing



## Speaking

Criterion	Weighting
Fluency and coherence	25%
Lexical resource	25%
Grammatical range and accuracy	25%
Pronunciation	25%

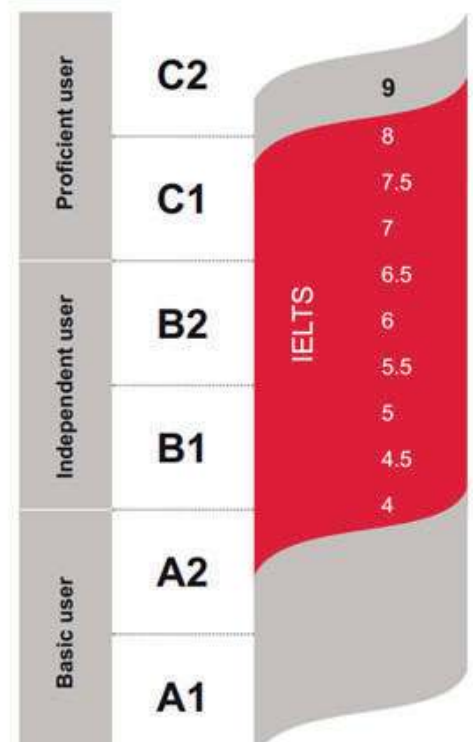
## Overall IELTS Score evaluation

Writing	Speaking	Reading	Listening	Average ÷ 4	Overall Band
6.0	5.5	7.0	6.5	6.25	6.5

Writing	Speaking	Reading	Listening	Average ÷ 4	Overall Band
4.0	4.5	5.5	6.5	5.125	5.0

Writing	Speaking	Reading	Listening	Average ÷ 4	Overall Band
7.5	7.0	8.5	8.0	7.75	8.0

Common European Framework of Reference (CEFR)



## Studying Overseas - Why it's the best choice for a lifetime

**94%**

put their study abroad experience  
**ON THEIR RESUME**

**83%**

believe the skills acquired abroad  
helped their resume **STAND OUT**

**75%**

said their time studying abroad  
influenced their **CAREER PATH**

**85%**

have used their study abroad  
experience as a talking point  
**DURING AN INTERVIEW**

**60%**

of those currently employed  
**FOUND A JOB WITHIN  
3 MONTHS** after graduation

**70%**

of those currently employed  
are in a position where they  
**MANAGE OTHERS**

## What to consider when planning study abroad?

### FACTORS TO CONSIDER WHEN CHOOSING A UNIVERSITY

1

Rank your  
priorities

2

Start early  
on the  
application  
process

3

Choose  
your  
Academic  
field/Major

4

Academic  
standards  
and  
Ranking

5

Location  
and Region

6

Total cost  
for your  
education

7

Diversity  
ratio

# Country factors to consider when planning education?

## WHY STUDY IN EUROPE?



+91- 9113 661 099  
+91- 8123 710 899  
[WWW.WIZX.ORG](http://WWW.WIZX.ORG)



# WHY STUDY IN FRANCE ?



01

**Multicultural Experience**



02

**Travel**



03

**Food**



04

**Fashion**



05

**Art**



06

**Great Universities**



07

**Scholarships**



08

**Opportunities**

Why study in France?

Why study in France?



+91- 9113 661 099

+91- 8123 710 899

[WWW.WIZX.ORG](http://WWW.WIZX.ORG)



## STUDY IN FINLAND

### WHY FINLAND?

- + 8<sup>th</sup> Largest country in Europe
- + World-Class Education
- + Top Research Universities
- + Exceptional Educational Experience
- + Vibrant International Community

+91- 9113 661 099

+91- 8123 710 899

[WWW.WIZX.ORG](http://WWW.WIZX.ORG)



## Reasons to Study in Ireland



# Why Study in Italy



Country full  
of history  
and culture



Top universities and  
multi-cultural environment



An affordable  
destination for  
international  
students



Food, Fashion,  
Architecture,  
and Art



## STUDY IN MALTA

### Why Malta?

- » Low Tuition Fees
- » Easy Visa Process
- » Schengen Country
- » Tourist Destination
- » Intake every 2 months
- » Easy to Get Part time Jobs
- » Official Language English
- » Easy to Obtain Work Permit



# Why study in the Netherlands?

+91- 9113 661 099  
+91- 8123 710 899  
WWW.WIZX.ORG



Welcoming Environment  
for Students



Programs taught  
in English



Affordable Tuition Fees  
with Quality Education



Reasonable accommodation  
for Students



Best Living Experiences



Universities with  
Good World Ranking

## Why Study in Switzerland?

+91- 9113 661 099  
+91- 8123 710 899  
WWW.WIZX.ORG

- #1 High-quality education
- #2 Quality of life
- #3 Diversity
- #4 A large number of international students
- #5 Career Opportunities
- #6 Safety



## Study in *Sweden* *with/without IELTS*

+91- 9113 661 099  
+91- 8123 710 899  
WWW.WIZX.ORG

- Study Gap Acceptable
- Maximum Visa Ratio
- Spouse May Apply
- Wide Range Of Courses
- Scholarships Upto 30%



# Why study in Australia

+91- 9113 661 099

+91- 8123 710 899

WWW.WIZX.ORG

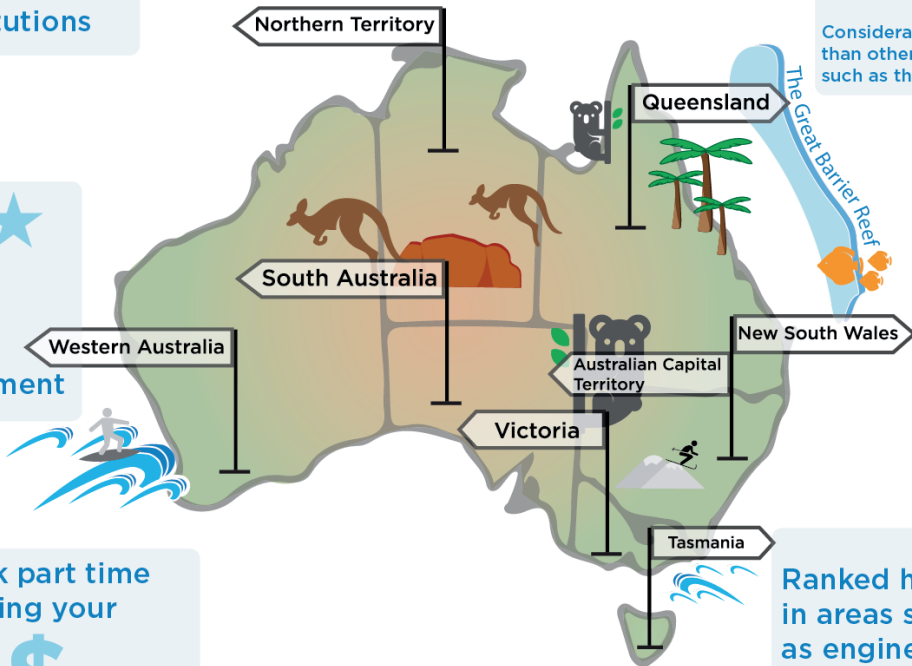


Globally recognised courses and institutions



Good ratings for:

- teaching quality
- research
- graduate employment



Reasonable study costs

Considerably lower than other destinations such as the US and UK



Courses are often shorter than those in other countries



Ability to work part time while completing your studies



Ranked highly in areas such as engineering, accounting and health science



## 6 BENEFITS OF STUDYING IN NEW ZEALAND

+91- 9113 661 099

+91- 8123 710 899

WWW.WIZX.ORG

1



### WORLD CLASS UNIVERSITIES

Latest courses, top faculties, amazing labs and libraries

2



### WELL RECOGNIZED DEGREE

NZ universities are among the top 3% of the world

3



### GOOD JOB OPPORTUNITIES

Jobs in high demand in IT, engineering & construction, healthcare & finance

4



### EARN WHILE YOU STUDY

Work and earn for 20 hours per week

5



### WORK PERMIT

Stay back in NZ and work for up to 3 years

6



### STABLE AND PEACEFUL COUNTRY

Safe and stable environment

# Why Study in the United States



Thousands of  
academic  
programmes



World's best universities  
with top-quality  
educational system



Freedom and flexibility  
in terms of schedules



A chance to expose  
yourself to  
various cultures



Vast financial  
aids available

# Why Study In Canada

Earn While  
you Learn



Quick visa processing  
through SDS system



World class  
education  
system



Easy availability  
of work permit



Innumerable and  
distinctive courses



Diverse  
Community



# Approximate Cost Factors and related details\*

## For Under Graduate Degree

Sr. No.	Country	Duration In (Yrs)	Requirements for UG Degree	Cost of Education & Living Amount (Rs)	Less Part Time Earning Amount (Rs)	Net Education Cost Amount (Rs)	Processing Time	Part Time Working(Hrs) Allowed per week	OPT/ Post Study Work Visa Duration
1	USA	4	SAT/ACT +IELTS/TOEFL/PTE, Academics Above 60%	70 L - 120 L	20 L	50 L - 80 L	9-12 Months	20 hrs	12-24 Months for general programs. 12 Months + 24 Months Extension for STEM
		2 (Associate degree)	IELTS/TOEFL/PTE, Academics Above 60%	30 L - 35 L	10 L	20 L - 25 L	6-9 Months	20 hrs	12-24 Months for all programs. 12 Months + 24 Months Extension for STEM
2	UK	3 & 4 for Scotland	IELTS, Academics Above 55%	65 L - 90 L	24 L - 30 L	41 L - 60 L	6-9 Months	20 hrs	24 Months
3	Canada	4	IELTS/TOEFL, Academics Above 60%	68 L - 70 L	24 L	44 L	9-12 Months	20 hrs	36 Months
		2/3 (UG Diploma)	IELTS/TOEFL, Academics Above 55%	28 L - 30 L	12 L	16 L - 18 L	6-8 Months	20 hrs	36 Months
4	Australia	3/4	IELTS/TOEFL, Academics Above 60%	60 L - 80 L	25 L	35 L - 55 L	4-6 Months	20 hrs	Up to 60 Months
5	NZ	3	IELTS/TOEFL/PTE, Academics Above 55%	48 L	18 L	30 L	4 Months	20 hrs	36 Months
6	Germany	3/4	IELTS/TOEFL, Academics Above 55%	45 L - 50 L	15 L	33 L	9-12 Months	120 full days/240 half days	18 Months
7	France	3	IELTS/TOEFL(Waiver possible), Academics Above 55%	40 L - 45 L	15 L	25 L	3-6 Months	20 hrs	NA
8	Singapore	2/3	Academics Above 50%	30 L	0	30 L	3 Months	0	3 Months
9	Ireland	3/4	IELTS/TOEFL/PTE, Academics Above 55%	35 L - 60 L	15 L	20 L - 45 L	3-6 Months	20 hrs	6 Months/1 Year
10	Finland	3/4	IELTS(Waiver possible), Academics Above 60% (Guaranteed Scholarships)	35 L - 45 L	15 L	20 L - 30 L	4-6 Months	25 hrs	24 Months
11	Sweden	3	IELTS - 6.0(5.5), Academics Above 60% Maths Compulsory	45 L	15 L	30 L	5-7 Months	No restrictions	12 Months
12	Netherlands	3	IELTS - 6.0(5.5), Academics Above 60%	40 L	10 L	30 L	4-6 Months	16 hrs	12 Months
13	Italy	3	IELTS(Waiver possible), Academics Above 55%	45 L	15 L	30 L	4-6 Months	20 hrs	6 Months
14	Spain	3/4	No IELTS required, Academics Above 55%	40 L	15 L	25 L	4-6 Months	20 hrs	12 Months
15	Japan	3	IELTS - 6.0(5.5), Academics Above 55%	45 L	10 L	35 L	3-6 Months	28 hrs	12 Months
16	Switzerland	3	IELTS required for Visa, Academics Above 50%	64 L - 66 L	30 L	34 L - 36 L	3-6 Months	6 month paid internship per year	None
17	Dubai	3/4	IELTS - 6.0(5.5), Waiver possible, Academics Above 50%	35 L - 60 L	Subject to students getting Job	35 L - 60 L	3 Months	Subject to prior approval	None
18	Malaysia	3/4	No IELTS required, Academics Above 55%	18 L - 33 L	7.5 L	18 L - 33 L	3 Months	Can work during vacations only	None
19	Malta	3	IELTS - 6.0(5.5), Waiver possible, Academics Above 50%	25 L - 40 L	15 L	25 L - 40 L	3 Months	20 hrs	Up to 6 Months

\* Cost displayed is for reference only and shall not be considered absolute

\* The cost calculated is approximated based on year 2021 estimations

# Approximate Cost Factors and related details\*

## For Post Graduate Degree

Sr. No.	Country	Duration In (Yrs)	Requirements for Post Graduate	Cost of Education & Living Amount (Rs)	Less Part Time Earning Amount (Rs)	Net Education Cost Amount (Rs)	Processing Time	Part Time Working(Hrs) Allowed per week	OPT/ Post Study Work Visa Duration
1	USA	2	GRE/GMAT + IELTS/TOEFL/ PTE, Academics above 55%	30 L – 60 L	12 L	28 L	9 - 12 Months	20 hrs	12 months for all programs 12 months + 24 months for STEM
2	UK	1	IELTS, Academics - Above 50% - 55%	25 - 35 L	8 L -10 L	14 L - 12 L	3 - 6 Months	20 hrs	24 Months
3	Canada	2 (Masters)	IELTS/TOEFL, Academics Above - 65%	35 L	12 L	23 L	9 - 12 Months	20 hrs	36 Months
		1 (PG Diploma)	IELTS, Academics Above 50%	14 - 16 L	6 L	8 L	8 - 12 Months		12 Months
4	Australia	2	IELTS/TOEFL/PTE, Academics 50% - 55%	40 - 45 L	12 L	33 L	4 -6 Months	20 hrs	Up to 60 Months
5	NZ	1/2 (Masters)	IELTS/TOEFL/PTE, Academics 60%	25 - 35 L	12 L	22 L	4 - 6 Months	20 hrs	36 Months
		1 (PG Diploma)	IELTS/TOEFL/PTE, Academics Above 55%	17 - 19 L	6 L	11 L	4 - 6 Months		36 Months
		1 (Graduate Diploma)	IELTS/TOEFL/PTE, Academics Above 50%	17 L - 19 L	6 L	11 L	4 - 6 Months		12 Months
6	Germany	1/2	IELTS, Academics Above 60%	15 L - 20 L	10 L	10 L	3 - 12 Months	120 full days/240 half days	18 Months
7	France	1/2	IELTS, Academics Above 55%	25 L	8 L	17 L	3 - 6 Months	20 hrs	24 Months (for master's program only)
8	Singapore	1	Academics Above 50%	18 L	0	18 L	3 Months	0	3 Months
9	Ireland	1	IELTS/TOEFL/PTE, Academics Above 55% - 60%	22 L	7 L	15 L	3 - 6 Months	20 hrs	24 Months
10	Sweden	1/2	IELTS, Academics Above 60%	32 L	10 L	22 L	6 - 9 Months	No restriction	12 Months (if a student completes 2 yrs Masters' program)
11	Finland	1.5/2	IELTS, Academics Above 60% (Guaranteed Scholarship options)	25 L	10 L	15 L	4 - 6 Months	25 hrs	24 Months
12	Netherlands	1/2	IELTS - 6.5(6.0)mandatory, Academics Above 60%	30 L	10 L	20 L	4 - 6 Months	16 hrs	12 Months
13	Italy	1	IELTS, Academics Above 55%	20 L	5 L	15 L	4 - 6 Months	20 hrs	6 Months
14	Spain	1/2	No IELTS, Academics Above 55%	18 L - 22 L	5 L	15 L	4 - 6 Months	20 hrs	12 Months
15	Switzerland	1/2(Masters)	IELTS compulsory for Visa, Academics Above 50%	22 L -24 L	10 L	12 L - 14 L	3 - 6 Months	6 months paid internship	None
		1(PG Diploma)	IELTS compulsory for Visa, Academics Above 50%	21 L - 24 L	10 L	11 L - -14 L	3 - 6 Months	6 months paid internship	None
16	Dubai	1/2	IELTS - 6.5 (Waiver possible), Academics Above 50%	20 L	5 L	15 L	3 Months	Subject to prior approval	None
17	Malaysia	1/2	No IELTS, Academics Above 50%	6.5 L - 15 L	2.5 L	4 L - 12.5 L	3 Months	Can work during vacations only	None
18	Malta	1	IELTS - 6.5(Waiver possible), Academics Above 50%	15 L - 22 L	5 L	10 L - 17 L	3 Months	20 hrs	Up to 12 Months

\* Cost displayed is for reference only and shall not be considered absolute

\* The cost calculated is approximated based on year 2021 estimations

**Scholarships and education loans that matter for you**

# Listing of Scholarships across the WORLD

**[WWW.WIZDOMED.COM/SCHOLARSHIPS](http://WWW.WIZDOMED.COM/SCHOLARSHIPS)**



# Application process in General



## GETTING STARTED...

Step 1



Get your Passport

Step 2



Take the IELTS Test

Step 3



Take the GRE Test

Step 4



Get your Bachelor's Transcript

Step 8



Prepare a list of Universities to apply

Step 7



Collect your Letters of Recommendation (LOR)

Step 6



Prepare your Statement of Purpose (SOP)

Step 5



Prepare your Curriculum Vitae (CV)

Step 9



Send Applications to universities

Step 10



Apply for Education Loan

Step 11



Transfer money to university

Step 12



Take the Travel Insurance

Step 16



Pack your bags and say goodbyes!

Step 15



Apply for Accommodation

Step 14



Book your Flight

Step 13



Apply for the Student VISA



# Notes

# About WiZdom

The mission of WiZdom Ed. is to develop students awaken their competitive potential. WiZdom prides itself on being the Ed-venture with heart and soul.

People at WiZdom have a record of accomplishment that spans over 20 years of training and educating young minds in multiple geographies. Till date, people representing WiZdom have trained and upskilled thousands of students from India, Maldives, Nepal, Nigeria, Bangladesh, Malaysia, the United Kingdom, France, and South Africa. WiZdom aims to etch a mark in holistic personality upskilling programs and smart solutions coach for competitive exams along with supporting students in joining their dream universities across the world with good *scholarships*.

The brain behind WiZdom Ed is Dr. Francisca Tej, an erudite academic with over 18 years of corporate leadership, teaching, and training experience in multiple geographies. Being a strong advocate of woman empowerment, Dr. Tej has built an excellent network wherever she has worked and this led to the genesis of WiZdom Ed.

WiZdom Ed offers services in three main areas; Test Prep Academy, Advisory Services, and e-learning solutions.

- The Academy division includes test prep and competitive exams preparation training as well as customized skill development training for students. It is also emerging as a key point space for customized corporate training and train-the-trainer programs.
- The Advisory Services under WiZdom Ed include support to students and candidates who aim in joining international universities across the world, scholarship and bursaries guidance and further career opportunities. For institutions within India on the establishment of Centres of Excellence, Incubation space setup as well as arranging FDPs for faculty members.
- In the e-learning area, the WiZdom team is working on developing e-learning programs on various technology and key competitive exams for university admissions. Most of these power-packed online learning programs are given access to learners in need at a very low and affordable fee.

## Brains behind WiZdom

WiZdom was formed as an outcome of the brainstorming of four PhDs who have made their own marks in the field of education and academic consultation. Each of the four members having themselves being the recipients of scholarships for their higher education knows and understands how important are scholarships in a student's learning journey.

Below is the profiles of the Key People at WiZdom;

Founder & MD  
Documentation & Editing



Dr. Francisca Tej  
B.Ed, MBA, MS (Psy), PhD.

Passionate Edupreneur and academician with a motto of bringing difference in the way of learning among young minds. 15+ years in experience working with universities and institutions across the globe. Experience in the industry mostly in research and analysis roles including IBM, Coherent Tech & various startups.

The go-to person for all strategic and operational activities of WiZdom Ed and FutureTech.

Chief Academic Officer  
Coach - Testprep Programs



Dr. Guru Tej  
MBA, MS (Psy), APFM (IIM-K), PhD

Over 17 years experience in leadership and senior management roles across sectors and geography in academics. Involved in skill trainings, course engagement and assessments for institutions and universities in multiple countries. Experience includes leadership roles at organisations like IBM, Sourcein, IDP, Coherent Tech.

Conceptualises, executes and operationalises all skill programs at WiZdom Ed and FutureTech.

Partner - Academic Support  
Assignments & Projects



Dr. Rajesh Sharma  
MBA, M.Com, PhD

Senior academic with over two decades of rich international experience. Facilitated and developed programs for South African National Space Agency (SANSA), Wal-Mart, Spar Retail and Eskom across Africa. Proven leadership skills in MNCs like Sony, Godfrey Phillips, Mahindra and Mahindra.

Exceptional in International relations and expert in expansions. Has built businesses from scratch-up.

Partner - Academic Support  
Assignments & Projects



Dr. Tejaswini Eregowda  
BE, MTech (Environmental Engg), PhD

Academic with background in Environmental Biotech and passion for training and guiding young minds towards global careers, especially in STEM area. She has study and research experience in India, Scotland, Netherlands and Finland with excellent knowledge on scholarship and grant applications.

She has helped hundreds of students in making right choice for career progress.

# GO-GLOBAL

USA  
Canada  
Australia  
UK

New Zealand  
Singapore  
Germany  
Netherlands

France  
Sweden  
Dubai  
Ireland

Malaysia  
Hong Kong  
China  
South Africa

## STUDY ABROAD



Choose a country  
to study in



University  
Selection



Apply for  
Admission



Visa  
Counselling



Visa  
Application

**18000+ Program choices - 1200+ University Partners - 46 Countries**

TEST PREP  
TRAININGS



CAREER  
GUIDANCE

UNIVERSITY  
APPLICATIONS



SOP / CV / LOR  
MENTORING

EXPLORING  
SCHOLARSHIP



BANK LOAN  
GUIDANCE

VISA  
APPLICATION



FEE PAYMENT  
& ADMISSIONS

TRAVEL &  
FOREX CARDS



ACCOMODATION\*  
PART-TIME JOBS\*

WITH OUR STUDENTS IN EVERY STEP

### WIZDOM ED.

G4 & 5, Ground Floor, Inland Ornate,  
Opp Ocean Pearl, Kodialbail, Mangalore  
Landmark: Behind Domino's Pizza Outlet



### TALK TO US

(+91) 911 366 1099 / 812 371 0899  
(+91) 816 960 2909 / 816 960 0408

[WWW.WIZX.ORG](http://WWW.WIZX.ORG) / [CONTACT@WIZX.ORG](mailto:CONTACT@WIZX.ORG)

**Partners: Mangalore - Bangalore - Jaipur - Manipal - Moodbidri - Mysore - Goa - Dubai**